



## FIBERLIGN® ALUMINUM SUPPORT WITH NEOPRENE INSERTS

The **FIBERLIGN Aluminum Support (FAS)** with neoprene inserts is designed to gently, but firmly, support ADSS cable. It is intended for tangent support installations on lines that feature relatively low voltages, short spans, and modest mechanical loads.

### FEATURES AND BENEFITS

- Mounts to a pole with a 5/8" through bolt, double arming bolt, or with a 1-1/4" wide x 0.040" thick (32 mm x 1 mm) steel band
- Housing has been optimized to be more compact than the legacy FAS
- Base and keeper of the FAS are made from aluminum alloy
- Base has a light duty mounting hole for fiber optic service drops or secondary stringing blocks
- Hinged keeper is secured to the base with a captured galvanized steel bolt, lock washer, and washer
- Inserts are made from a soft, pliable neoprene that gently grips and cushions the cable within the housing
- Inserts are color coded to easily identify their cable diameter range
- Multiple assemblies can be stacked together for multi-cable installations
- Can be stacked with the legacy FIBERLIGN Aluminum Support
- Cable cavity of the housing is contoured and smooth to allow it to be used as a stringing traveler at the structure

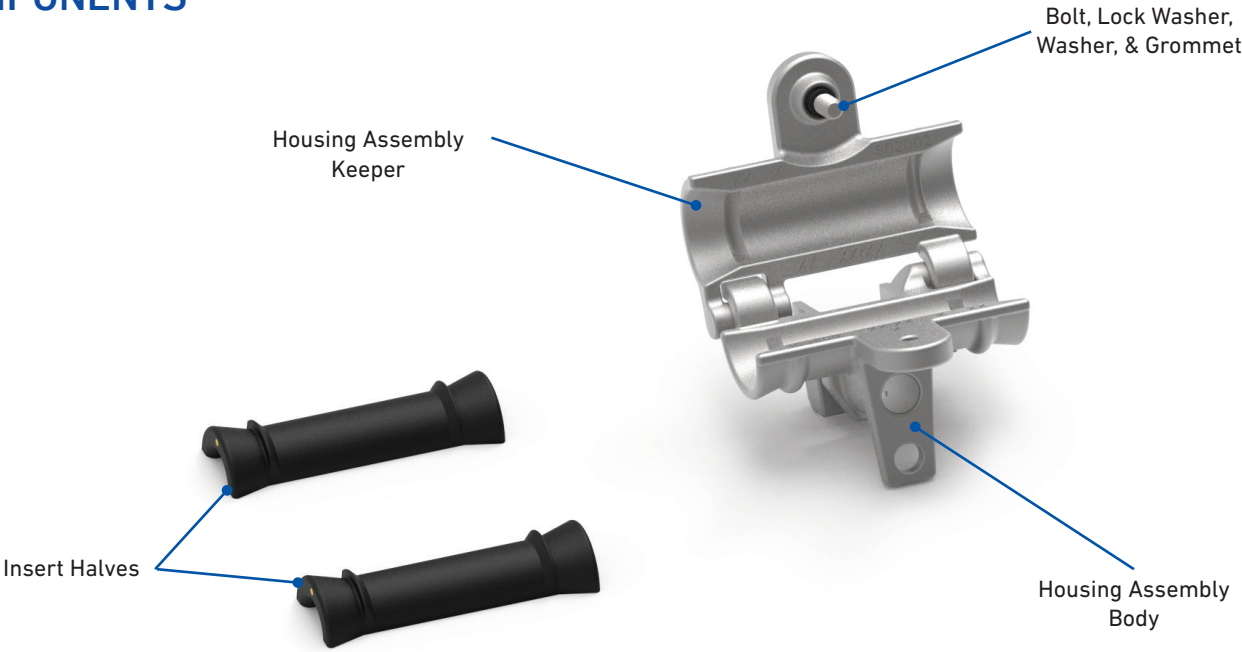


## HOLDING STRENGTHS AND LINE ANGLES

- Support performance depends upon the specific cable outer diameter, initial cable tension, NESC loading condition, and other factors
- Designed for a cable system with light tensions and short spans

Characteristic	Specification
Maximum Span Length	600 ft (183 m) NESC Heavy
Maximum Line Angle	20 degrees (consult PLP for exceptions)

## COMPONENTS




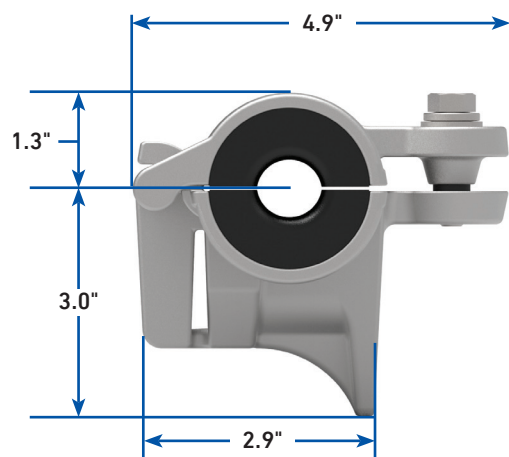
## FIBERLIGN ALUMINUM SUPPORT COMPARISON

Characteristic	FAS	Legacy FAS
Insert Type	Neoprene	Urethane
Compatible with Both Insert Types	No	No
Color Coded Inserts	Yes	No
Minimum Acceptable Cable Diameter	0.226" (5.7 mm)	0.226" (5.7 mm)
Maximum Acceptable Cable Diameter	1.050" (26.7 mm)	1.425" (36.2 mm)
Catalog Number for Equivalent Cable Diameter Range	4450095A ↓ 4450108A	4450095 ↓ 4450108
	Not Available*	4450109* ↓ 4450113
Overall Housing Length	5.00" (127 mm)	5.00" (127 mm)
Overall Housing Width	4.59" (117 mm)	4.92" (125 mm)
Overall Housing Height	3.92" (100 mm)	4.25" (108 mm)


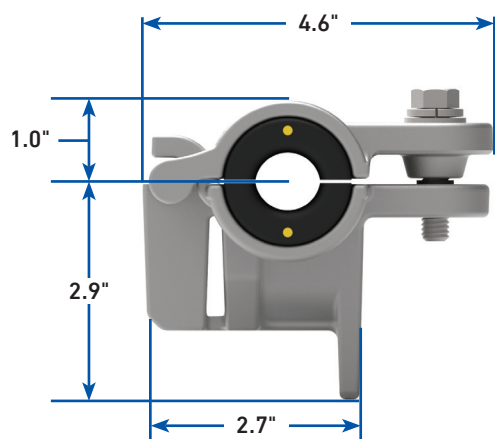
\*Larger cable diameters not available in the FAS are able to be accommodated with the Legacy FAS.

## DIMENSIONAL COMPARISON

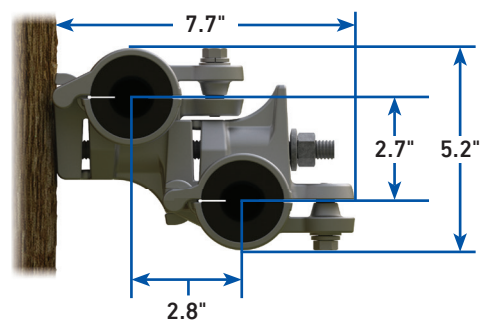
### Legacy FAS – Single Support for Urethane Inserts



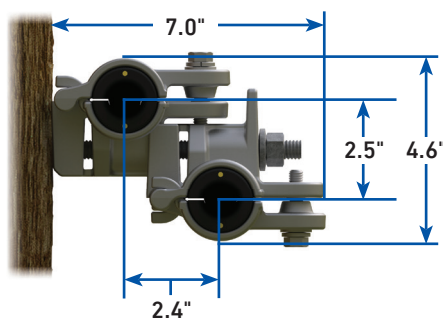
### Optimized FAS – Single Support for Neoprene Inserts



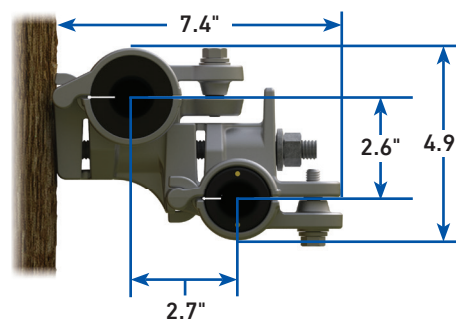
### Stacked Supports



Stacked Legacy FAS



Stacked FAS



Stacked FAS with Legacy FAS

## MOUNTING OPTIONS

### Bolt Mount

- Attached with a 5/8"-11 through bolt or double-arming bolt
- Housing assembly accounts for approximately 3.2" (81 mm) for the Legacy FAS and 2.8" (71 mm) for the Optimized FAS of the bolt length



FAS Bolted to Pole

### Band Mount

- 1-1/4" wide (up to 0.44" thick) steel banding can be inserted through the back slot to directly attach the support to a structure
- Banding not included



FAS Banded to Pole

## STRINGING OPERATIONS

- Line angles up to 10 degrees for stringing
- With inserts removed, the open cavity will accept up to 1.2" diameter mechanical swivel with pulling-in grip
- Eliminates the need for conventional stringing travelers



Stringing in Cable with FAS

## STACKING CAPABILITIES

- Allows for greater density at a single attachment location
- Adjust length of bolt by 3.2" (81 mm) (can be less for optimized FAS) for each stacked support
- Use a brace to support the bolt or banding when stacking more than two supports
- Staggered formation reduces sag interference
- Can be stacked with Legacy FAS



Stacked FAS Assemblies (Combined FAS Designs)



## ORDERING INSTRUCTIONS

- Select the appropriate support or insert half based on the cable diameter
- Each support includes one complete insert (two halves) for the stated cable range
- Additional inserts are sold as Insert Halves – see adjacent table. Two insert halves are required for each support.

### FIBERLIGN® Aluminum Support with Neoprene Inserts

Catalog Number	Color Code	Cable Diameter Range	
		in	mm
4450095A	Red	0.226 – 0.275	5.7 – 6.9
4450096A	Yellow	0.276 – 0.325	7.0 – 8.2
4450097A	Pink	0.326 – 0.375	8.3 – 9.4
4450098A	Gray	0.376 – 0.425	9.5 – 10.7
4450099A	Black	0.426 – 0.475	10.8 – 12.0
4450100A	Blue	0.476 – 0.525	12.1 – 13.3
4450101A	Orange	0.526 – 0.575	13.4 – 14.6
4450102A	Brown	0.576 – 0.625	14.7 – 15.9
4450103A	Green	0.626 – 0.675	16.0 – 17.1
4450104A	White	0.676 – 0.750	17.2 – 19.1
4450105A	Red	0.751 – 0.825	19.2 – 21.0
4450106A	Yellow	0.826 – 0.900	21.1 – 22.9
4450107A	Pink	0.901 – 0.975	23.0 – 24.8
4450108A	Gray	0.976 – 1.050	24.9 – 26.7
4450003	Housing Assembly Only		

### Neoprene Insert Halves

Catalog Number	Color Code	Cable Diameter Range	
		in	mm
00070446	Red	0.226 – 0.275	5.7 – 6.9
00070447	Yellow	0.276 – 0.325	7.0 – 8.2
00070448	Pink	0.326 – 0.375	8.3 – 9.4
00070449	Gray	0.376 – 0.425	9.5 – 10.7
00070450	Black	0.426 – 0.475	10.8 – 12.0
00070451	Blue	0.476 – 0.525	12.1 – 13.3
00070452	Orange	0.526 – 0.575	13.4 – 14.6
00070453	Brown	0.576 – 0.625	14.7 – 15.9
00070454	Green	0.626 – 0.675	16.0 – 17.1
00070455	White	0.676 – 0.750	17.2 – 19.1
00070456	Red	0.751 – 0.825	19.2 – 21.0
00070457	Yellow	0.826 – 0.900	21.1 – 22.9
00070458	Pink	0.901 – 0.975	23.0 – 24.8
00070459	Gray	0.976 – 1.050	24.9 – 26.7

For sizes greater than 1.050",  
contact PLP about the Legacy FAS



FIBERLIGN Aluminum Support with Neoprene Inserts\*

\* Includes one complete insert  
(comprised of two Insert Halves)



FIBERLIGN Aluminum Support Neoprene Insert Half



**GLOBAL HEADQUARTERS**  
660 BETA DRIVE  
CLEVELAND, OHIO 44143

+1 440 461 5200  
INFO@PLP.COM  
PLP.COM

© 2022 Preformed Line Products  
Printed in U.S.A.  
EN-SS-1309  
05.22.00